

## 3D Shaped No-Hole Fold Back Card Kits

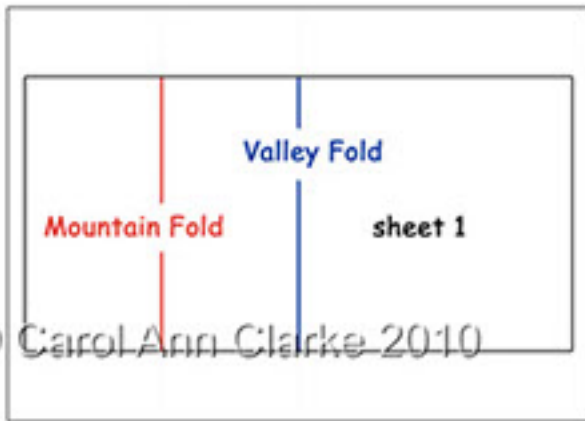
Fabulous fun shaped cards that are quick and simple to make but look really stunning when made up and will WOW the recipient.



For best results print onto photo paper or good quality cardstock



# 3D Shaped No-Hole Fold Back Card Kits



Read these instructions all the way through before making your card

Before cutting out use a ruler and scoring tool to score the fold lines on sheets where marked.

Use the lines at the edges of the sheets to align your ruler.



Mountain fold the red line and valley fold the blue line as shown on the diagram (above left)

Add dst or foam pads to the 'half' graphic. **As shown in red on the photo**



Add the 1st layer of the graphic to the dst. (as per photo on left) Add foam pads to the back of the pyramage layers and add them in size order (as per photos below)

Adhere the handmade by tag to the back of your card.






## 3D Shaped No-Hole Fold Back Card Kits



### Your finished card

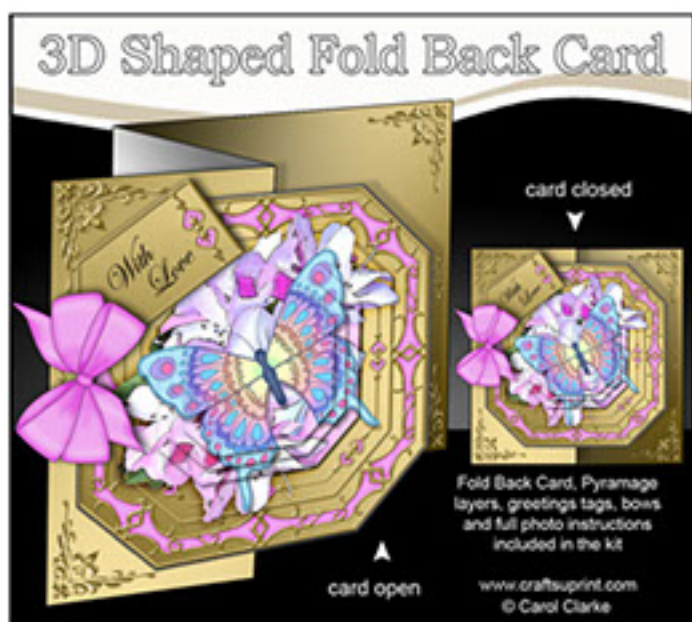
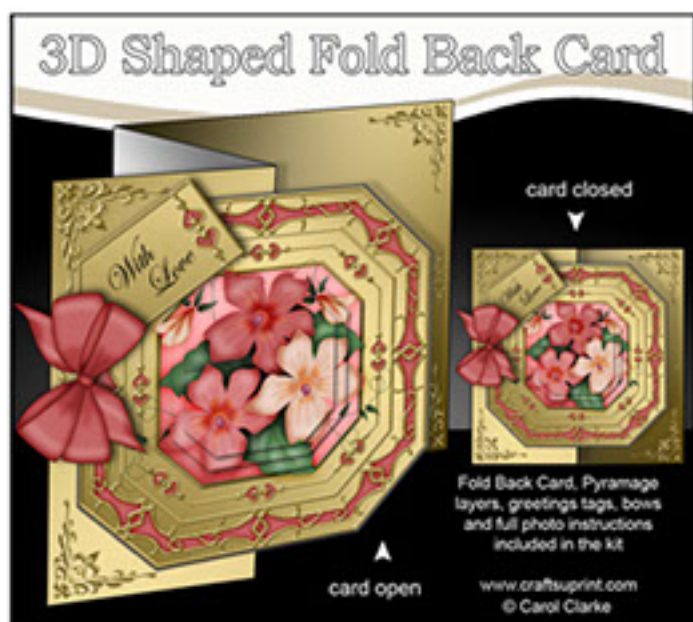
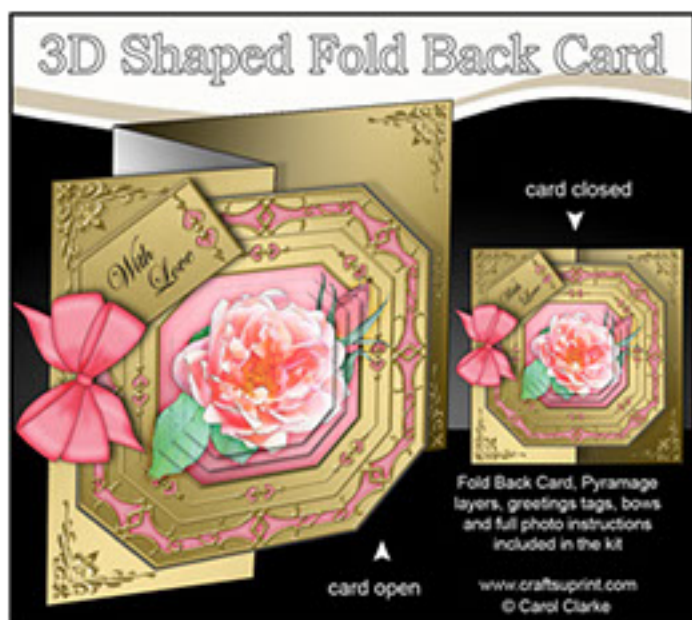
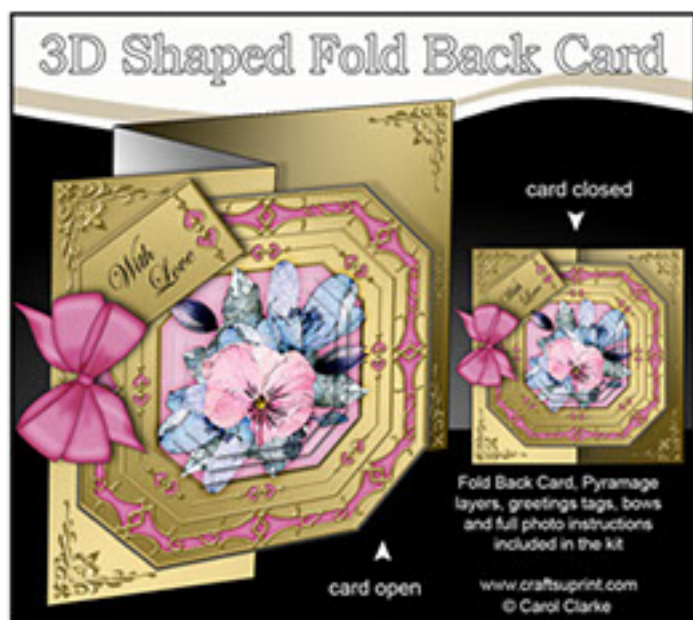
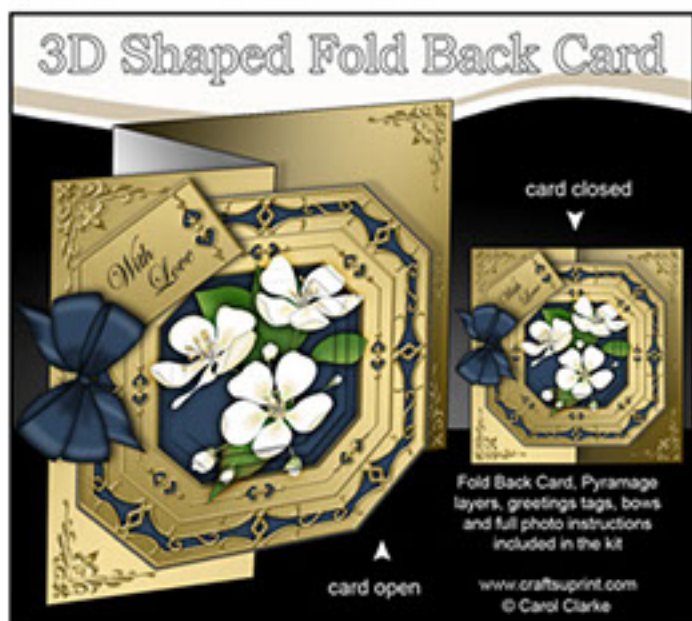
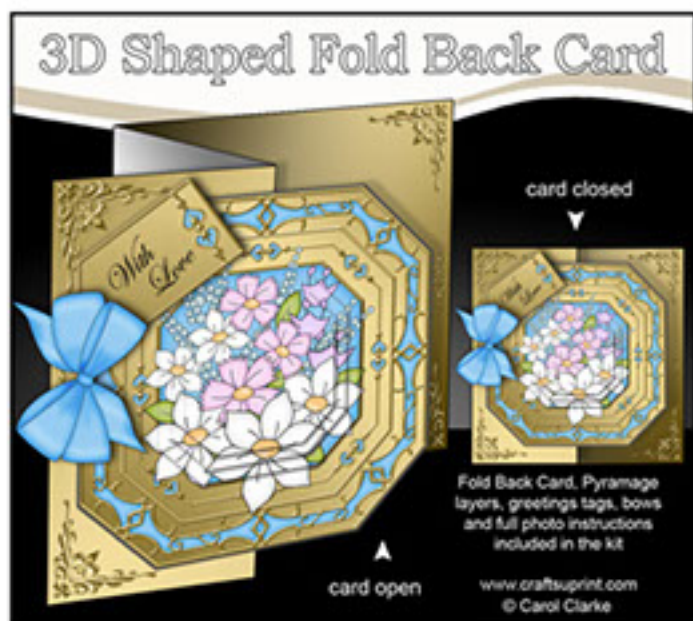
There's a panel for your message on the inside of your card and a handmade by plate for the back of your card

There's a panel for your message on the inside of your card





### 3D Shaped Fold Back Cards - Floral & Gold





### 3D Shaped Fold Back Cards - Christmas





3D Shaped Cards - Animals

3D Shaped Card Kit with Decoupage

www.craftsuprint.com



Envelope, decoupage, insert, gift tags and full photo instructions included in the kit. © Carol Clarke

3D Shaped Card Kit with Decoupage

www.craftsuprint.com



Envelope, decoupage, insert, gift tags and full photo instructions included in the kit. © Carol Clarke

3D Shaped Card Kit with Decoupage

www.craftsuprint.com



Envelope, decoupage, insert, gift tags and full photo instructions included in the kit. © Carol Clarke

3D Shaped Card Kit with Decoupage

www.craftsuprint.com



Envelope, decoupage, insert, gift tags and full photo instructions included in the kit. © Carol Clarke

3D Shaped Card Kit with Decoupage

www.craftsuprint.com



Envelope, decoupage, insert, gift tags and full photo instructions included in the kit. © Carol Clarke

3D Shaped Card Kit with Decoupage

www.craftsuprint.com



Envelope, decoupage, insert, gift tags and full photo instructions included in the kit. © Carol Clarke



### 3D Fan Cards - Floral

3D Fan Cards © Carol Clarke



Fan Blades, Fan Stand, Card, Pyramage layers, Box, tags, greetings, plus full photo instructions included in the kit

www.craftsuprint.com

This kit features a fan stand with five blades, each decorated with a red rose. The stand is pink with gold and red accents. It is accompanied by a matching pink card with a red rose, a pink box with a red ribbon, and a tag with a red rose. The kit also includes pyramage layers, a box, tags, and greetings.

3D Fan Cards © Carol Clarke



Fan Blades, Fan Stand, Card, Pyramage layers, Box, tags, greetings, plus full photo instructions included in the kit

www.craftsuprint.com

This kit features a fan stand with five blades, each decorated with a green and white floral pattern. The stand is yellow with green and white accents. It is accompanied by a matching yellow card with a green and white floral pattern, a yellow box with a green ribbon, and a tag with a green and white floral pattern. The kit also includes pyramage layers, a box, tags, and greetings.

3D Fan Cards © Carol Clarke



Fan Blades, Fan Stand, Card, Pyramage layers, Box, tags, greetings, plus full photo instructions included in the kit

www.craftsuprint.com

This kit features a fan stand with five blades, each decorated with a purple and white floral pattern. The stand is light blue with purple and white accents. It is accompanied by a matching light blue card with a purple and white floral pattern, a light blue box with a purple ribbon, and a tag with a purple and white floral pattern. The kit also includes pyramage layers, a box, tags, and greetings.

3D Fan Cards © Carol Clarke



Fan Blades, Fan Stand, Card, Pyramage layers, Box, tags, greetings, plus full photo instructions included in the kit

www.craftsuprint.com

This kit features a fan stand with five blades, each decorated with a pink and white floral pattern. The stand is purple with pink and white accents. It is accompanied by a matching purple card with a pink and white floral pattern, a purple box with a pink ribbon, and a tag with a pink and white floral pattern. The kit also includes pyramage layers, a box, tags, and greetings.

3D Fan Cards © Carol Clarke



Fan Blades, Fan Stand, Card, Pyramage layers, Box, tags, greetings, plus full photo instructions included in the kit

www.craftsuprint.com

This kit features a fan stand with five blades, each decorated with a yellow and white floral pattern. The stand is purple with yellow and white accents. It is accompanied by a matching purple card with a yellow and white floral pattern, a purple box with a yellow ribbon, and a tag with a yellow and white floral pattern. The kit also includes pyramage layers, a box, tags, and greetings.

3D Fan Cards © Carol Clarke



Fan Blades, Fan Stand, Card, Pyramage layers, Box, tags, greetings, plus full photo instructions included in the kit

www.craftsuprint.com

This kit features a fan stand with five blades, each decorated with a purple and white floral pattern. The stand is pink with purple and white accents. It is accompanied by a matching pink card with a purple and white floral pattern, a pink box with a purple ribbon, and a tag with a purple and white floral pattern. The kit also includes pyramage layers, a box, tags, and greetings.



### 3D Accordion Swing Cards - Butterflies





### 3D Pyramid Cards - Birdcage

**6 x 6 3D Birdcage Pyramid Mini Card Kit**

www.craftsuprint.com  
© Carol Clarke

included in the kit -

- card front
- shaped pyramage layers
- gift tag
- decoupage
- greetings sentiments
- tutorial



The butterflies, bows and sentiments are separate in the kit so you can decide where to put them!


This kit features a pink background with a wire birdcage containing white and pink flowers and butterflies. A pink ribbon is tied around the cage. A 'Happy Birthday' sentiment is in the bottom right. A smaller version of the card is shown in the bottom right corner.

**6 x 6 3D Birdcage Pyramid Mini Card Kit**

www.craftsuprint.com  
© Carol Clarke

included in the kit -

- card front
- shaped pyramage layers
- gift tag
- decoupage
- greetings sentiments
- tutorial



The butterflies, bows and sentiments are separate in the kit so you can decide where to put them!

This kit features a blue background with a wire birdcage containing orange and white flowers and butterflies. A blue ribbon is tied around the cage. A 'Happy Birthday' sentiment is in the bottom right. A smaller version of the card is shown in the bottom right corner.

**6 x 6 3D Birdcage Pyramid Mini Card Kit**

www.craftsuprint.com  
© Carol Clarke

included in the kit -

- card front
- shaped pyramage layers
- gift tag
- decoupage
- greetings sentiments
- tutorial



The butterflies, bows and sentiments are separate in the kit so you can decide where to put them!

This kit features a light pink background with a wire birdcage containing white and pink flowers and butterflies. A pink ribbon is tied around the cage. A 'Happy Birthday' sentiment is in the bottom right. A smaller version of the card is shown in the bottom right corner.

**6 x 6 3D Birdcage Pyramid Mini Card Kit**

www.craftsuprint.com  
© Carol Clarke

included in the kit -

- card front
- shaped pyramage layers
- gift tag
- decoupage
- greetings sentiments
- tutorial



The butterflies, bows and sentiments are separate in the kit so you can decide where to put them!

This kit features a light orange background with a wire birdcage containing white and yellow flowers and butterflies. A pink ribbon is tied around the cage. A 'Happy Birthday' sentiment is in the bottom right. A smaller version of the card is shown in the bottom right corner.

**6 x 6 3D Birdcage Pyramid Mini Card Kit**

www.craftsuprint.com  
© Carol Clarke

included in the kit -

- card front
- shaped pyramage layers
- gift tag
- decoupage
- greetings sentiments
- tutorial



The butterflies, bows and sentiments are separate in the kit so you can decide where to put them!

This kit features a light blue background with a wire birdcage containing pink and white flowers and butterflies. A pink ribbon is tied around the cage. A 'Happy Birthday' sentiment is in the bottom right. A smaller version of the card is shown in the bottom right corner.

**6 x 6 3D Birdcage Pyramid Mini Card Kit**

www.craftsuprint.com  
© Carol Clarke

included in the kit -

- card front
- shaped pyramage layers
- gift tag
- decoupage
- greetings sentiments
- tutorial



The butterflies, bows and sentiments are separate in the kit so you can decide where to put them!

This kit features a light purple background with a wire birdcage containing pink and white flowers and butterflies. A pink ribbon is tied around the cage. A 'Happy Birthday' sentiment is in the bottom right. A smaller version of the card is shown in the bottom right corner.



### 3D Perpetual Calendar Bookmark - Flowers & Butterflies

