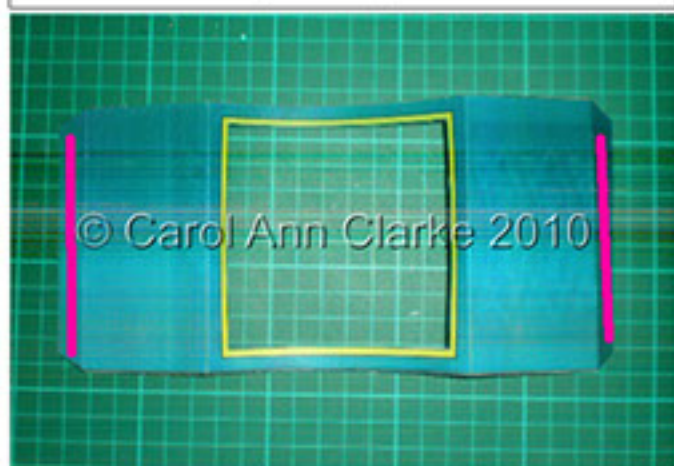
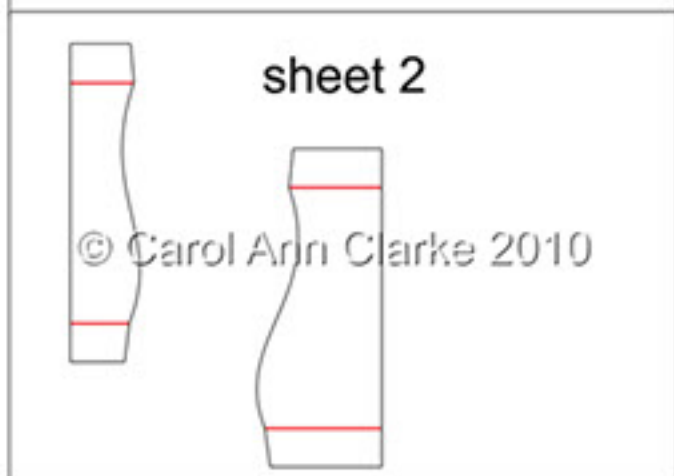
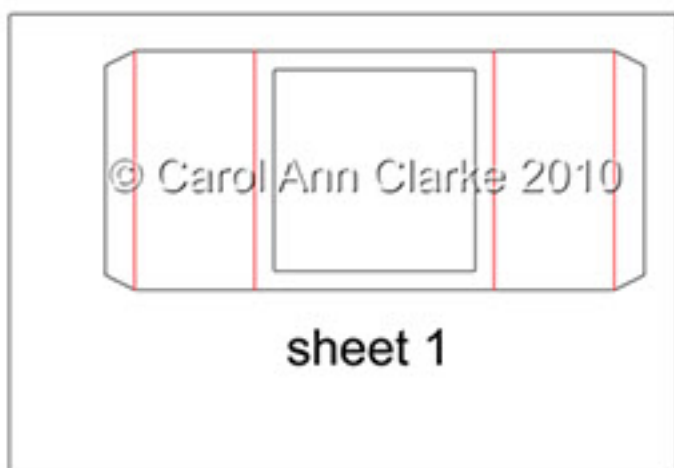


## 3D Halloween Diorama Shadow Box Card



For best results print sheets 1 & 2 onto photo paper or good quality cardstock. Print sheet 3 onto the reverse of sheets 1 & 2

# 3D Halloween Diorama Shadow Box Card



Read these instructions all the way through before making your box

These scoring diagrams will show you exactly where the score lines on each sheet.

Before cutting out use a ruler and scoring tool to score the fold lines on sheets where marked. Use the lines at the edges of the sheets to align your ruler.

Mountain fold the score lines as shown on the diagrams

Fold and crease all the score lines using a bone folder.

Cut out the aperture on the front

Add dst to the side flaps where shown in **Pink** on the photo

Cut out the Diorama Layers

Add dst to the side flaps where shown in **Pink** on the photo



# 3D Halloween Diorama Shadow Box Card



Turn the front over and adhere the left hand flap on the back diorama layer in place against the score line.

I have marked the score line in **red** on the next 3 photos



Fold the back diorama layer over.

I have marked the edge of the layer in **blue** on the next 2 photos



Adhere the left hand flap on the front diorama layer in place against edge of the back diorama layer




Fold back the right hand flaps on the back and front diorama layers

I have marked where these are in red on the photo

# 3D Halloween Diorama Shadow Box Card



Fold the right hand side of the card over and adhere to the diorama flaps



Turn over and make sure the remaining flaps are folded inwards.



Adhere the card back to the flaps. Make sure it's the right way up



Your card will now look like this from the back



# 3D Halloween Diorama Shadow Box Card



The front of your card will now look like this



You can now decorate your card with your choice of the decoupage and greetings from the kit.



I used a small strip of clear plastic to make my bat 'fly'

and attached it behind the tombstone



I also added a greeting to the rear panel

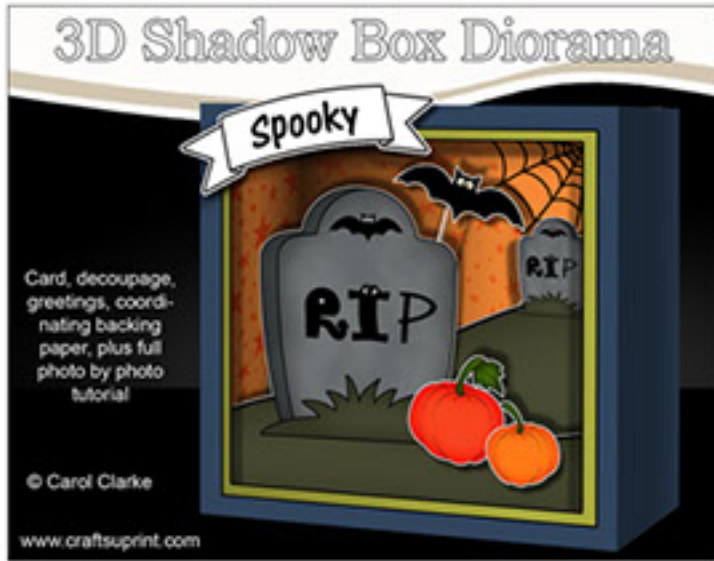


# 3D Halloween Diorama Shadow Box Card





### 3D Halloween Diorama Shadow Box Cards:-





# Fun Halloween Dispenser Boxes:-



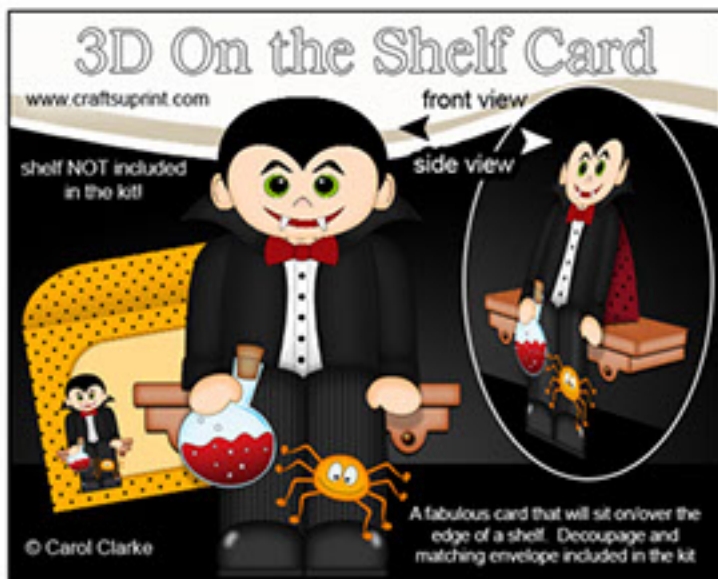



### Halloween Character Gift Bags:-





### Fun Halloween On the Shelf Cards:-





### Halloween Gift Bags:-

