

Christmas Character Gift Bags

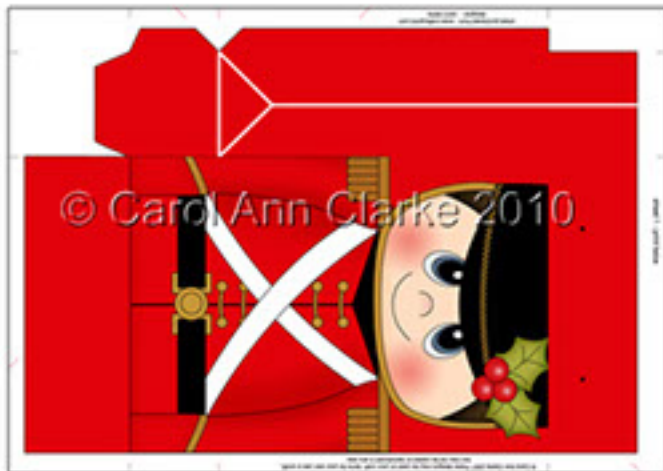


Christmas Character Gift Bags

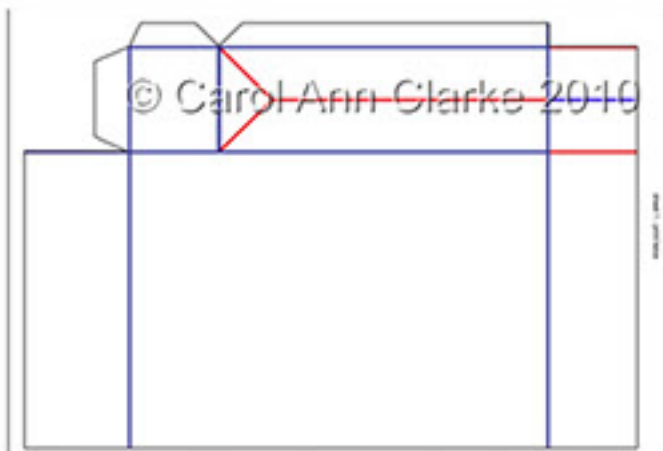


Print each sheet twice onto photo paper or good quality cardstock.

Christmas Character Gift Bags



Before cutting out use a ruler and scoring tool to score and fold the lines on where marked. Use the lines at the edges of the sheets to align your ruler



The red, partial, score registration lines are for the bag sides. I have marked these in white on the photo.

Cut out all pieces.
Fold and crease all score lines using a bone folder.

The blue lines denote mountain folds and the red lines valley folds



Add DST to the flaps on sheet 1

I have marked these in blue on the photo



Join the bag front and back together

Christmas Character Gift Bags



Left Photo - Adhere the 2nd side of the bag

Right Graphic - Cut down the score lines at the top of the bag. This area will be folded to the inside the bag to strengthen it. I have marked these in red on the graphic



Fold the flaps into the inside of the bag and adhere in place.

Punch holes where marked



Thread with ribbon for the handles. I have put the knots on the outside of my bag and secured them with clear tape




Add the Character to the front and back using DST or foam tape.

Please note these will protrude slightly from the sides of your bag. This is correct.

Christmas Character Gift Bags



Your bag will now look like this



Turn upside down and add DST to the small flaps. I have marked these in blue on the photo



Fold in 1 of the large flaps and adhere to the DST.

Add DST to the underside of the remaining large flap. I have marked this in blue on the photo



Fold down the remaining flap and adhere in place

Christmas Character Gift Bags:-



Xmas Gift Bags:-



Christmas Gingerbread House Gift Bags:-



3D Police Box Gift Bags:-



3D Santa Express Gift Bags:-



Christmas Postbox Gift Bags:-



Halloween Treat Bags:-



Birthday Treat Bags:-



Easter Treat Bags:-



Christmas Personalised Treat Bags:-



Cute Character Gift Bags:-



Cute Character Christmas Gift Bags:-



New Baby Gift Bags:-



Valentine Gift Bags:-



Mothers Day Gift Bags:-



Wedding Day Gift Bags:-

