

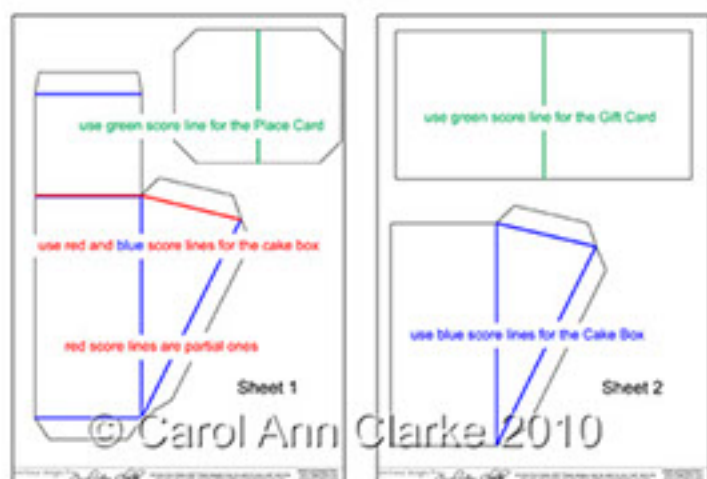
# 3D Cake Slice Treat Box Gift Set

Gorgeous Cake Slice Gift or Favour Boxes together with Place Card, Gift Card, Tags and decoupage



For best results print onto photo paper or good quality cardstock

## 3D Cake Slice Treat Box Gift Set



Before cutting out score all the score lines as marked on the sheets and in red, blue and green on the left. Cut out all pieces and crease along the score lines using a bone folder.

Your box will look slightly different from these photos with the 3D decoupage separate on the sheets so you can choose where/if to use it.

Take the 2 cake box pieces and lay them side by side. Add adhesive to the flap I've marked

Join the 2 pieces together and add adhesive to the flaps I've marked in blue on the photo

Turn over and start to fold your box into a cake slice





## 3D Cake Slice Treat Box Gift Set



Line up the front ends and adhere together



Fold in the base of the box



line up the edges and adhere to create the cake slice shape



Fold in the flaps and the back of the box

## 3D Cake Slice Treat Box Gift Set



Add the 3D decoupage. As yours will be separate on the sheets you can choose exactly where you'd like to place it.



Take the Place Card



Score and fold in half

Add the over the edge decoration.

Score and fold in half the matching Gift Tag



## 3D Cake Slice Treat Box Gift Set



I added flat backed pearls and one of the tags hung on a tiny gold chain



Your completed 3D Cake Slice Treat Box Gift Set

There are lots more to choose from:-





### 8 x 8 3D Decoupage Mini Card Kits:-

#### 8 x 8 3D Decoupage Mini Card Kit

www.craftsuprint.com  
© Carol Clarke



The Butterflies and Greetings are separate in the kit so you can decided where or if to use them



Card front, decoupage layers, gift tag and Greetings Sentiments included in the kit

#### 8 x 8 3D Decoupage Mini Card Kit

www.craftsuprint.com  
© Carol Clarke



The Butterflies and Greetings are separate in the kit so you can decided where or if to use them



Card front, decoupage layers, gift tag and Greetings Sentiments included in the kit

#### 8 x 8 3D Decoupage Mini Card Kit

www.craftsuprint.com  
© Carol Clarke



The Butterflies and Greetings are separate in the kit so you can decided where or if to use them



Card front, decoupage layers, gift tag and Greetings Sentiments included in the kit

#### 8 x 8 3D Decoupage Mini Card Kit

www.craftsuprint.com  
© Carol Clarke



The Butterflies and Greetings are separate in the kit so you can decided where or if to use them



Card front, decoupage layers, gift tag and Greetings Sentiments included in the kit

#### 8 x 8 3D Decoupage Mini Card Kit

www.craftsuprint.com  
© Carol Clarke



The Butterflies and Greetings are separate in the kit so you can decided where or if to use them



Card front, decoupage layers, gift tag and Greetings Sentiments included in the kit

#### 8 x 8 3D Decoupage Mini Card Kit

www.craftsuprint.com  
© Carol Clarke



The Butterflies and Greetings are separate in the kit so you can decided where or if to use them



Card front, decoupage layers, gift tag and Greetings Sentiments included in the kit



### 3D Rubber Band Pop Up Cards:-





### 3D Smartphone Card/Gift Card Holders:-





### 3D Birdcage Pyramid Cards:-

**6 x 6 3D Birdcage Pyramid Mini Card Kit**

www.craftsuprint.com  
© Carol Clarke

included in the kit:-  
card front  
shaped pyramage layers  
gift tag  
decoupage  
greetings sentiments  
tutorial



The butterflies, bows and sentiments are separate in the kit so you can decide where to put them!

**6 x 6 3D Birdcage Pyramid Mini Card Kit**

www.craftsuprint.com  
© Carol Clarke

included in the kit:-  
card front  
shaped pyramage layers  
gift tag  
decoupage  
greetings sentiments  
tutorial



The butterflies, bows and sentiments are separate in the kit so you can decide where to put them!

**6 x 6 3D Birdcage Pyramid Mini Card Kit**

www.craftsuprint.com  
© Carol Clarke

included in the kit:-  
card front  
shaped pyramage layers  
gift tag  
decoupage  
greetings sentiments  
tutorial



The butterflies, bows and sentiments are separate in the kit so you can decide where to put them!

**6 x 6 3D Birdcage Pyramid Mini Card Kit**

www.craftsuprint.com  
© Carol Clarke

included in the kit:-  
card front  
shaped pyramage layers  
gift tag  
decoupage  
greetings sentiments  
tutorial



The butterflies, bows and sentiments are separate in the kit so you can decide where to put them!

**6 x 6 3D Birdcage Pyramid Mini Card Kit**

www.craftsuprint.com  
© Carol Clarke

included in the kit:-  
card front  
shaped pyramage layers  
gift tag  
decoupage  
greetings sentiments  
tutorial



The butterflies, bows and sentiments are separate in the kit so you can decide where to put them!

**6 x 6 3D Birdcage Pyramid Mini Card Kit**

www.craftsuprint.com  
© Carol Clarke

included in the kit:-  
card front  
shaped pyramage layers  
gift tag  
decoupage  
greetings sentiments  
tutorial



The butterflies, bows and sentiments are separate in the kit so you can decide where to put them!



### 3D Slider Box Cards:-





### 3D Cupcake Box Mini Kits:-





### 3D Shop Gift Card Holders:-





### Easter Treat Bags:-





### 3D Perpetual Calendar Cube Desk Sets:-





### Bookmark Calendar Fold Card Kits:-





### Octagonal 3D Pyramage 8 x 8 Kits

**Octagonal 3D Pyramage 8 x 8 Card Kit** www.craftsuprint.com © Carol Clarke



Card front/back, pyramage layers, sm and lge gift tags, sm topper, insert plate, decoupage bow and Greetings Tags

This kit features a central octagonal card with a blue and purple butterfly design. It includes a large blue bow, a 'Happy Birthday' tag, and two smaller matching cards. The background is black.


**Octagonal 3D Pyramage 8 x 8 Card Kit** www.craftsuprint.com © Carol Clarke



Card front/back, pyramage layers, sm and lge gift tags, sm topper, insert plate, decoupage bow and Greetings Tags

This kit features a central octagonal card with a pink and orange butterfly design. It includes a large pink bow, a 'Happy Birthday' tag, and two smaller matching cards. The background is black.


**Octagonal 3D Pyramage 8 x 8 Card Kit** www.craftsuprint.com © Carol Clarke



Card front/back, pyramage layers, sm and lge gift tags, sm topper, insert plate, decoupage bow and Greetings Tags

This kit features a central octagonal card with a red and orange butterfly design. It includes a large red bow, a 'Happy Birthday' tag, and two smaller matching cards. The background is black.


**Octagonal 3D Pyramage 8 x 8 Card Kit** www.craftsuprint.com © Carol Clarke



Card front/back, pyramage layers, sm and lge gift tags, sm topper, insert plate, decoupage bow and Greetings Tags

This kit features a central octagonal card with a purple and blue butterfly design. It includes a large purple bow, a 'Happy Birthday' tag, and two smaller matching cards. The background is black.


**Octagonal 3D Pyramage 8 x 8 Card Kit** www.craftsuprint.com © Carol Clarke



Card front/back, pyramage layers, sm and lge gift tags, sm topper, insert plate, decoupage bow and Greetings Tags

This kit features a central octagonal card with a purple and white butterfly design. It includes a large purple bow, a 'Happy Birthday' tag, and two smaller matching cards. The background is black.

**Octagonal 3D Pyramage 8 x 8 Card Kit** www.craftsuprint.com © Carol Clarke



Card front/back, pyramage layers, sm and lge gift tags, sm topper, insert plate, decoupage bow and Greetings Tags

This kit features a central octagonal card with a blue and purple butterfly design. It includes a large blue bow, a 'Happy Birthday' tag, and two smaller matching cards. The background is black.