

3D Shaped Card Kits with Decoupage

Fabulous keepsake cards that are simple to make but look so stunning when made up and will WOW the recipient.



3D Shaped Card Kits with Decoupage



I like to roughly cut out the design on the front leaving the bottom edge and fold lines intact. Use a ruler and scoring tool to score the fold line



Fold along the line you just scored, making sure that the bottom edges line up. Crease using a bone folder.



Cut along the bottom edge. I like to use a guillotine to make sure the base is perfectly straight.



Cut out the front. I like to cut just inside the black outline to leave a small white border as shown.

3D Shaped Card Kits with Decoupage



Cut out the shaped insert. I have made them slightly larger than needed so you can use decorative scissors if wished to give a pretty edge. If not then cut within the coloured area to enable the insert fits correctly. Add greetings from the kit if required.



Cut out and attach as much as you wish to use of the decoupage elements and attach to the front of your card using double sided foam tape or silicone glue to give depth to your card



Score, cut out, fold and crease the matching gift cards



3D Shaped Card Kits with Decoupage



Your finished card

Print the matching envelope
that is also included in the kit
onto good quality paper.
Make up using the instructions
on the sheet

The back of your card



There are lots to choose from

3D Shaped Card Kit with Decoupage

www.craftsuprint.com



Envelope, decoupage, insert, gift tags and full photo instructions included in the kit. © Carol Clarke

3D Shaped Card Kit with Decoupage

www.craftsuprint.com



Envelope, decoupage, insert, gift tags and full photo instructions included in the kit. © Carol Clarke

3D Shaped Card Kit with Decoupage

www.craftsuprint.com



Envelope, decoupage, insert, gift tags and full photo instructions included in the kit. © Carol Clarke

3D Shaped Card Kit with Decoupage

www.craftsuprint.com



Envelope, decoupage, insert, gift tags and full photo instructions included in the kit. © Carol Clarke

3D Shaped Card Kit with Decoupage

www.craftsuprint.com



Envelope, decoupage, insert, gift tags and full photo instructions included in the kit. © Carol Clarke

3D Shaped Card Kit with Decoupage

www.craftsuprint.com



Envelope, decoupage, insert, gift tags and full photo instructions included in the kit. © Carol Clarke

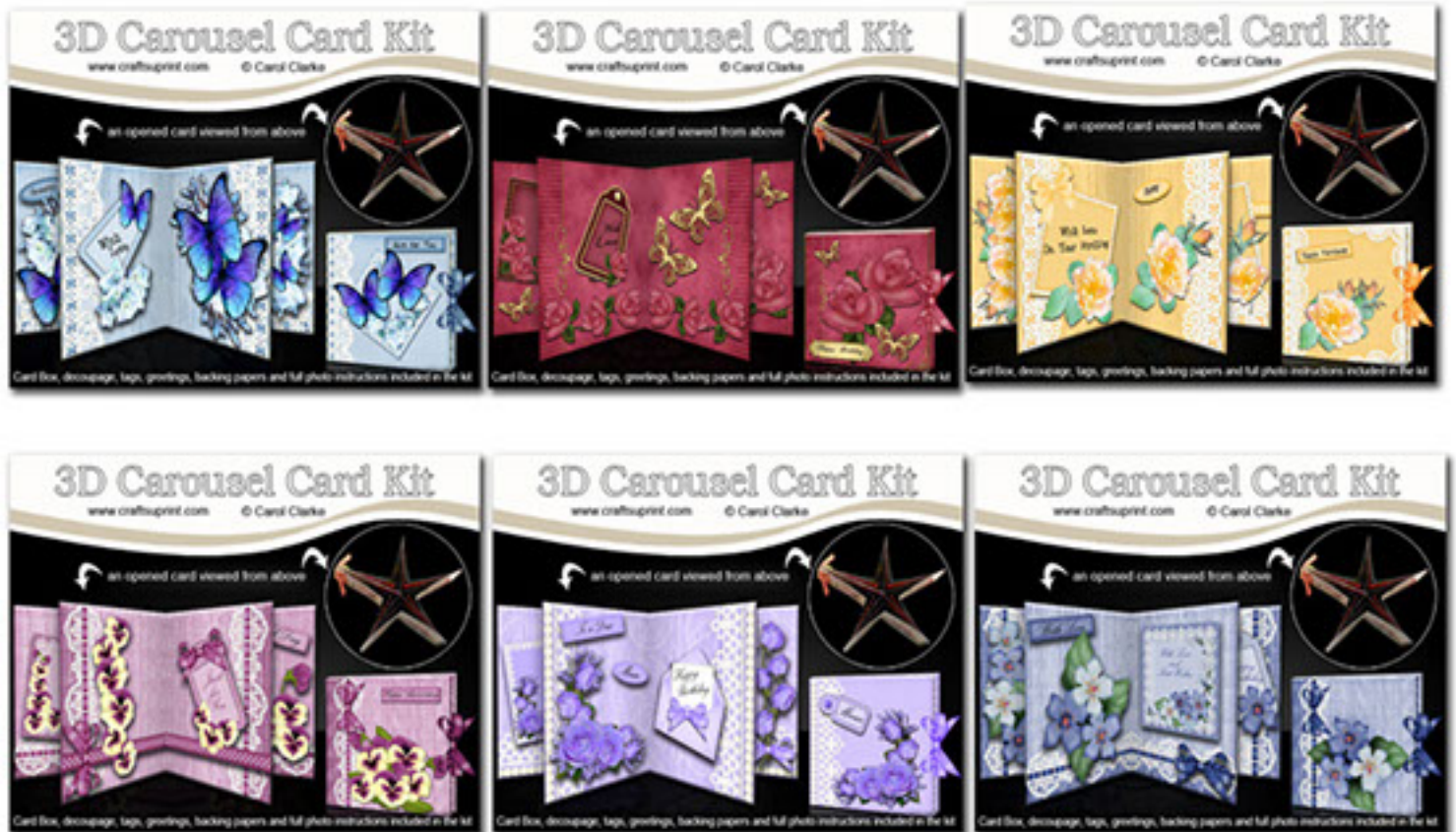
Large DL Easel Card Kits:-



3D Large Wobble Head Animated Cards:-



3D Carousel Cards:-



3D Pop Out Word Cards:-





Bookmark Cards with Envelopes:-



8" x 8" Scalloped Corner Cards



Everlasting Calendar Bookmark Kits



3D Window Cards



3D Window Pop Up Cards



3D Pop Out Cards



3D Window Pop Up Shop Cards



3D Animated Moveable Decoupage Cards



3D Animated Moveable Wobble Head Cards



All are exclusive to Craftsuptint and can be found on www.craftsuprint.com