

# 3D Pop Out Word Card Kits

Fabulous keepsake cards that are simple to make but look so stunning when made up and will WOW the recipient.





## 3D Pop Out Word Card Kits



Before cutting out score each of the fold lines where marked on the 3 panels, card back and pop out panels.



Also before cutting out extend the cutting lines at the top and bottom of each of the 3 panels to the edge of the cardstock.

Cut out all the pieces, Cutting to the edge of the cardstock of the 3 panels



Cut out, score, fold and crease the pop out panels.

## 3D Pop Out Word Card Kits



Take the back piece of your card and turn over. Fold and crease along each of the the score lines



Add double sided tape to the top where shown at the top

and also on the small folded edge at the bottom



Take the card front, line up and attach the top of the card front to the card back.



Open up, peel back the double sided tape at the bottom, line up the bottoms and stick down.



## 3D Pop Out Word Card Kits



Fold and crease the sides of the panels and add double sided tape



Add the decoupage layers using double sided foam pads or silicone



Attach the largest pop up panel to the bottom of the card with double sided tape. Position it in approx the centre just above the bottom of the card. Add double sided tape to the top of the panel but do not remove the release paper yet.



line up and attach to one side of the card front.



## 3D Pop Out Word Card Kits



Open up and remove the backing from the double sided tape.



Fold the panel over and making sure the edges are lined up attach to the pop up panel

Remove the backing from the double sided tape on the last flap and lining up the edges stick into place



Add the top 2 of the panels in the same way.

Add any embellishments from your crafty stash.  
I have added some clear glitter



## 3D Pop Out Word Card Kits




© Carol Ann Clarke 2010



© Carol Ann Clarke 2010



© Carol Ann Clarke 2010



Your card will squish flat to fit into the matching envelope and is now ready to be sent

© Carol Ann Clarke 2010




There are lots more of my 3D Pop Out Words Cards to choose from





## Bookmark Cards with Envelopes:-



## 3D Pop Out Cards:-:-







## 8" x 8" Scalloped Corner Cards



## Everlasting Calendar Bookmark Kits



## 3D Window Cards



## 3D Window Pop Up Cards





### 3D Pop Out Cards




### 3D Window Pop Up Shop Cards



### 3D Animated Moveable Decoupage Cards



### 3D Animated Moveable Wobble Head Cards



All are exclusive to Craftsuprint and can be found on [www.craftsuprint.com](http://www.craftsuprint.com)